

# Virginia State Opioid Response

## Quarterly Report:

### July 2023 – September 2023

Published December 2023

This document was produced by OMNI Institute (OMNI) in collaboration with the Virginia Department of Behavioral Health and Developmental Services (DBHDS). OMNI serves as the evaluator for Virginia's State Opioid Response (SOR) grant and compiled this document using data from SOR evaluation activities. SOR III Year 1 refers to the first year of the third round of funding that started in October 2022. All data in this report cover the whole state of Virginia. For more information, contact [SORSupport@omni.org](mailto:SORSupport@omni.org).



## Prevention

SOR III Year 1

The prevention objectives of the SOR grant are intended to decrease opioid, prescription, and over-the-counter drug misuse and overdoses through the implementation of a broad collection of evidence-based strategies. Key prevention strategies include community awareness, education, and safe storage and disposal. This section includes cumulative numbers for the SOR III grant from October 2022 through September 2023.

### Community Awareness and Education

Community Services Boards (CSBs) use community awareness, media campaign strategies, and curriculum-based trainings to educate communities about the dangers of opioids and other substance use, and ways to support communities and individuals through mental health crises.

**CSBs and coalitions make data-driven decisions to customize messages and formats for different audiences.**



#### Media Campaigns

targeted

16 million



#### Social Marketing

targeted

5.8 million\*



#### Community Events

reached

671,496



#### Brochures/Rack Cards

provided to

17,162

**Providing education on opioid use prevention through curriculum-based trainings is also a key goal of the SOR prevention grant. CSBs trained:**



1,595

individuals in Adverse Childhood Experience (ACE) Interface trainings.



161

individuals in Mental Health First Aid trainings.

### Safe Storage and Disposal

SOR funds support the distribution of devices to safely store and dispose of medications.



#### Drug Deactivation Packets

66,869 distributed



#### Smart Pill Bottles

7,821 distributed



#### Prescription Drug Lockboxes

27,127 distributed



#### Drug Take Back Events

5,741\* people attended

\*These numbers were computed using a recent update in the prevention data system which offers more accurate and refined data, but may differ from numbers presented in previous reports.



The treatment objectives of the SOR grant improve access and availability of opioid use disorder (OUD) and stimulant use disorder treatment services and increase the number of people who receive treatment.\*

## Individuals Served in CSBs

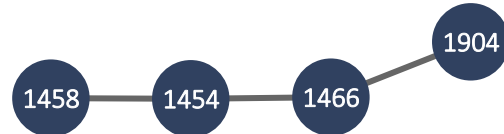
**SOR funding provided a wide array of services for 3,195 individuals this quarter.**

The number of individuals receiving MOUD services increased compared to last quarter. Medication for Opioid Use Disorder (MOUD) includes prescription of medications, such as buprenorphine for individuals with an OUD.



Oct-Dec '22 Jan-Mar '23 Apr - Jun '23 Jul-Sep '23

The number of individual treatment clients increased compared to last quarter. Individual treatment includes counseling, therapy, psychiatry, and crisis support.



Oct-Dec '22 Jan-Mar '23 Apr - Jun '23 Jul - Sep '23

Fewer individuals received wraparound services this quarter than the previous quarter.

This includes case management, transportation, and childcare during treatment appointments.



Oct-Dec '22 Jan-Mar '23 Apr -Jun '23 Jul-Sep '23

The number of individuals receiving group treatment decreased this quarter.

Group treatment includes counseling or therapy groups.



Oct-Dec '22 Jan-Mar '23 Apr-Jun '23 Jul-Sep '23

## GPRAs Numbers

The Government Performance and Results Act (GPRA) survey collects data from individuals receiving SOR-funded OUD and stimulant use disorder treatment and recovery services who consent to participate in the evaluation. Evaluation participants are asked to complete the GPRA survey at intake, 6 months after intake, and at discharge from services. The below numbers were updated as of 10/25/23.

**2,316** individuals completed an intake GPRA during SOR III.

**1,015** individuals completed a 6-month follow-up GPRA during SOR III.\*

**486** individuals completed a discharge GPRA during SOR III.\*

Virginia has completed **61%** of its SOR III GPRA intake goal.



\*Due to retroactive data updates, previous quarter data might be different than what was published in previous reports.



Virginia communities implemented SOR-funded peer support services in various settings, including CSBs, emergency departments, justice facilities and programs, universities, and community-based locations.\*

## Peer Support Services

**SOR funding provided recovery services to 12,747 individuals this quarter.**

Peer supporters provided a wide range of recovery services this quarter at community-based organizations.

Warmline support was provided to more individuals this quarter than last.



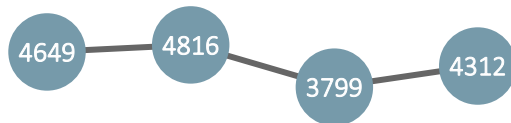
Oct-Dec '22 Jan-Mar '23 Apr-Jun '23 Jul-Sep '23

The number of individuals receiving group support decreased this quarter compared to the previous quarter.



Oct-Dec '22 Jan-Mar '23 Apr-Jun '23 Jul-Sep '23

More individuals received individual support this quarter compared to last quarter.



Oct-Dec '22 Jan-Mar '23 Apr-Jun '23 Jul-Sep '23

This quarter, peer supporters provided services to **137 individuals** in emergency departments.

## Collegiate Recovery

Led by Virginia Commonwealth University (VCU), nine Collegiate Recovery Programs (CRP) across Virginia received SOR support to increase membership, provide direct services to students, and connect and engage students through campus-wide outreach.

**370 students this quarter participated in collegiate recovery programming**

This quarter CRPs provided a variety of recovery services, including:



**Recovery-Focused Events**

661 attendees



**Recovery Ally Training**

262 attendees



**Recovery Meetings**

3754 attendees

\*Due to retroactive data updates, previous quarter data might be different than what was published in previous reports.



# Harm Reduction

Quarter 4: July – September 2023

Harm reduction efforts include statewide distribution of the overdose reversal drug naloxone and *REVIVE!* trainings on how to administer naloxone for first responders, friends, and families.

## Naloxone Kits and Trainings

In SOR III, **32,408 naloxone kits** have been distributed for overdose reversal and **over 24,000 have received training** to administer it.

SOR III Total	
 <b>Trainings held:</b>	<b>988</b>
 <b>People trained:</b>	<b>24,478</b>

## Harm Reduction Peer Support

**5 peer supporters at 4 sites** are funded by SOR through the Virginia Department of Health (VDH) to provide harm reduction services.

In total, these peers supported **774 individuals** during Quarter 4.\*



**232**  
people received individual support



**62**  
people received group support

\*This number includes individuals who received any of the services provided by peers at the 4 VDH sites (e.g., individual or group support, community outreach, warmline, etc.).



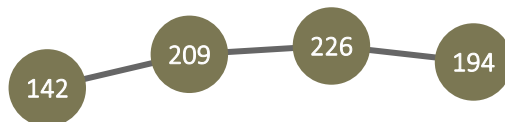
# Justice Setting

Quarter 4: July - September 2023

Treatment and recovery services were delivered in justice settings this quarter, including recovery courts, jails, and Department of Corrections facilities.\*

## MAT Services

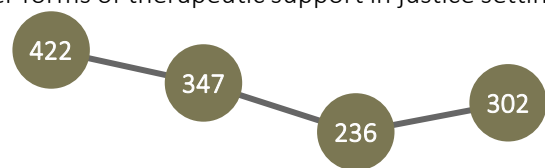
Number of individuals in a justice setting with an OUD receiving MAT services:



Oct-Dec '22 Jan-Mar '23 Apr-Jun '23 Jul-Sep '23

## Non-MAT Treatment Services

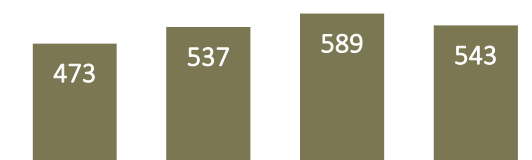
Number of individuals receiving counseling, crisis support, psychiatry, contingency management, and other forms of therapeutic support in justice settings:



Oct-Dec '22 Jan-Mar '23 Apr-Jun '23 Jul-Sep '23

## Recovery Services

Number of individuals served by peers in the justice system:



Oct-Dec '22 Jan-Mar '23 Apr-Jun '23 Jul-Sep '23

A total of **20 CSBs** provided recovery support to **543** individuals in the justice system this quarter. This includes:

- **293 recovery court** participants
- **164** through partnerships with **jails**
- **86** engaged with the **Department of Corrections**

\*Due to retroactive data updates, previous quarter data might be different than what was published in previous reports.



During this quarter, DBHDS and the evaluation team completed the following activities to facilitate the implementation of the grant across Virginia.



## Deliverables & Reports

- **Technical Assistance Summary Report**  
The treatment team produced a report summarizing the one-on-one TA meetings held between OMNI and CSBs/Agencies.
- **Collegiate Recovery Quarterly Report**  
The recovery team produced the Collegiate Recovery Program Quarterly report for the third quarter.
- **DOC PRS Initiative Quarterly Report**  
The recovery team produced the DOC PRS Initiative Quarterly report for the third quarter.
- **Collegiate Recovery Program Guide**  
The recovery team created and published the 2023 Virginia Collegiate Recovery Program Guide.
- **VASOR Success Stories Report**  
The OMNI Reporting team developed a report that highlights the success stories that have come from individuals and community organizations funded through SOR over the first four years of the grant. Find that report linked [here](#).



## Technical Assistance

- **Ongoing Data Entry and TA Support**  
The prevention evaluation team provided ongoing support with evaluation and data entry, as well as data monitoring and auditing.
- **Monthly Newsletters**  
Each prevention newsletter is focused on evaluation and data entry support.
- **Evaluation Planning**  
The prevention team prepared and created materials for the upcoming evaluation planning cycle. This includes logic models, measurement plans, and data entry plans for each CSB.
- **Treatment TA meetings**  
The treatment TA team held one-on-one 30-minute check-in Zoom meetings with CSBs/Agencies.
- **SOR III Year 2 Planning**  
The treatment TA team initiated planning for the SOR III Year 2 kick-off community forum with CSBs/Agencies.
- **SOR III Year 1 Reporting**  
The treatment TA team provided planning and preparation technical assistance for SOR III Year 1 annual reporting.
- **GPRA Data Monitoring**  
The treatment team monitored incoming GPRA completion data and provided ongoing targeted TA on Intake and Follow-up GPRA issues as needed.



## Grant Management

- **Site Visits**  
DBHDS completed site visits with 4 CSBs. An additional site visit was completed with Loudoun Serenity House.