

Virginia State Opioid Response

Quarterly Report:

April 2023 – June 2023

Published August 2023

This document was produced by OMNI Institute (OMNI) in collaboration with the Virginia Department of Behavioral Health and Developmental Services (DBHDS). OMNI serves as the evaluator for Virginia's State Opioid Response (SOR) grant and compiled this document using data from SOR evaluation activities. SOR III Year 1 refers to the first year of the third round of funding that started in October 2022. All data in this report cover the whole state of Virginia. For more information, contact SORSupport@omni.org.



Prevention

SOR III Year 1

The prevention objectives of the SOR grant are intended to decrease opioid, prescription, and over-the-counter drug misuse and overdoses through the implementation of a broad collection of evidence-based strategies. Key prevention strategies include community awareness, education, and safe storage and disposal. This section includes cumulative numbers for the SOR II grant from October 2022 through June 2023.

Community Awareness and Education

Community Services Boards (CSBs) use community awareness, media campaign strategies, and curriculum-based trainings to educate communities about the dangers of opioids and other substance use, and ways to support communities and individuals through mental health crises.

CSBs and coalitions make data-driven decisions to customize messages and formats for different audiences.



Media Campaigns

targeted

10 million



Social Marketing

targeted

2.5 million*



Community Events

reached

111,405



Brochures/Rack Cards

provided to

12,880

Providing education on opioid use prevention through curriculum-based trainings is also a key goal of the SOR prevention grant. CSBs trained:



1,342

individuals in Adverse Childhood Experience (ACE) Interface trainings.



147

individuals in Mental Health First Aid trainings.

Safe Storage and Disposal

SOR funds support the distribution of devices to safely store and dispose of medications.



Drug Deactivation Packets

55,957 distributed



Smart Pill Bottles

5,467 distributed



Prescription Drug Lockboxes

18,880 distributed



Drug Take Back Events

5,645* people attended

*These numbers were computed using a recent update in the prevention data system which offers more accurate and refined data, but may differ from numbers presented in previous reports.



The treatment objectives of the SOR grant improve access and availability of opioid use disorder (OUD) and stimulant use disorder treatment services and increase the number of people who receive treatment.

Individuals Served in CSBs

SOR funding provided a wide array of services for 5,168 individuals this quarter.

The number of individuals receiving **MOUD services decreased compared to last quarter.** Medication for Opioid Use Disorder (MOUD) includes prescription of medications, such as buprenorphine for individuals with an OUD.



Jul-Sept '22 Oct-Dec '22 Jan-Mar '23 Apr - Jun '23

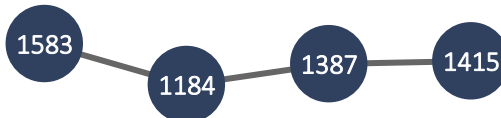
The number of individual treatment clients **remained consistent compared to last quarter.** Individual treatment includes counseling, therapy, psychiatry, and crisis support.



Jul-Sept '22 Oct-Dec '22 Jan-Mar '23 Apr - Jun '23

More individuals received wraparound services this quarter than the previous quarter.

This includes case management, transportation, and childcare during treatment appointments.



Jul-Sept '22 Oct-Dec '22 Jan-Mar '23 Apr-Jun '23

The number of individuals receiving group treatment increased this quarter.

Group treatment includes counseling or therapy groups.



Jul-Sept '22 Oct-Dec '22 Jan-Mar '23 Apr-Jun '23

GPRA Numbers

The Government Performance and Results Act (GPRA) survey collects data from individuals receiving SOR-funded OUD and stimulant use disorder treatment and recovery services who consent to participate in the evaluation. Evaluation participants are asked to complete the GPRA survey at intake, 6 months after intake, and at discharge from services.

1712 individuals completed an intake GPRA during SOR III.

280 individuals completed a 6-month follow-up GPRA during SOR III.*

554 individuals completed a discharge GPRA during SOR III.*

Virginia has completed 57% of its SOR III GPRA intake goal.





Virginia communities implemented SOR-funded peer support services in various settings, including CSBs, emergency departments, justice facilities and programs, universities, and community-based locations.

Peer Support Services

SOR funding provided recovery services to 11,526 individuals this quarter.

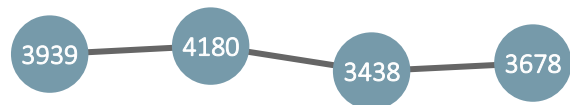
Peer supporters provided a wide range of recovery services this quarter at community-based organizations.

Warmline support was provided to the same number of individuals this quarter as last.



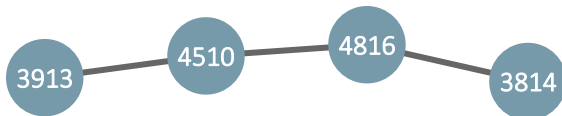
Jul-Sept '22 Oct-Dec '22 Jan-Mar '23 Apr-Jun '23

The number of individuals receiving group support increased this quarter compared to the previous quarter.



Jul-Sept '22 Oct-Dec '22 Jan-Mar '23 Apr-Jun '23

Fewer individuals received individual support this quarter compared to last quarter.



Jul-Sept '22 Oct-Dec '22 Jan-Mar '23 Apr-Jun '23

This quarter, peer supporters provided services to **162 individuals** in emergency departments.

Collegiate Recovery

Led by Virginia Commonwealth University (VCU), seven Collegiate Recovery Programs (CRP) across Virginia received SOR support to increase membership, provide direct services to students, and connect and engage students through campus-wide outreach.

383 students this quarter participated in collegiate recovery programming

This quarter CRPs provided a variety of recovery services, including:



Recovery-Focused Events

968 attendees



Recovery Ally Training

262 attendees



Recovery Meetings

5338 attendees



Harm Reduction

Quarter 3: April-June 2023

Harm reduction efforts include statewide distribution of the overdose reversal drug naloxone and *REVIVE!* trainings on how to administer naloxone for first responders, friends, and families.

Naloxone Kits and Trainings

In SOR III, **13,585 naloxone kits** have been distributed for overdose reversal and **almost 1,700 have received training** to administer it.

SOR III Total	
	Trainings held: 710
	People trained: 16,955

Harm Reduction Peer Support

4 peer supporters at 4 sites are funded by SOR through the Virginia Department of Health (VDH) to provide harm reduction services.

In total, these peers supported 639 individuals during Quarter 3.*



203 people received individual support



61 people received group support

*This number includes individuals who received any of the services provided by peers at the 4 VDH sites (e.g., individual or group support, community outreach, warmline, etc.).



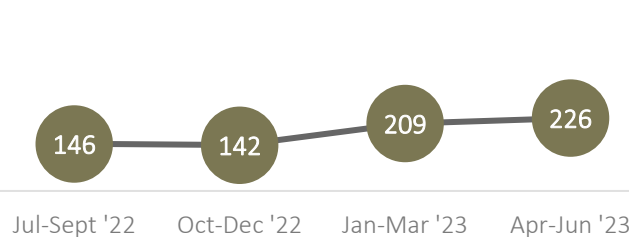
Justice Setting

Quarter 3: April-June 2023

Treatment and recovery services were delivered in justice settings this quarter, including recovery courts, jails, and Department of Corrections facilities.

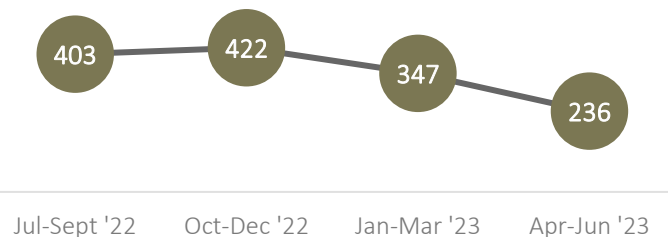
MAT Services

Number of individuals in a justice setting with an OUD receiving MAT services:



Non-MAT Treatment Services

Number of individuals receiving counseling, crisis support, psychiatry, contingency management, and other forms of therapeutic support in justice settings:



Recovery Services

Number of individuals served by peers in the justice system:



A total of **20 CSBs** provided recovery support to **615** individuals in the justice system this quarter. This includes:

- **269 recovery court** participants
- **228** through partnerships with **jails**
- **118** engaged with the **Department of Corrections**



During this quarter, DBHDS and the evaluation team completed the following activities to facilitate the implementation of the grant across Virginia.



Deliverables & Reports

- **DOC PRS Quarterly Report**
The recovery team produced the DOC PRS Quarterly participant impact report for the second quarter.
- **Collegiate Recovery Quarterly Report**
The recovery evaluation team produced the Collegiate Recovery Program Quarterly report for the second quarter.
- **Monthly GPRA Progress Reports**
The treatment team launched an updated version of the Monthly GPRA Progress Reports for CSBs/Agencies to include Follow-up GPRA completion information.



Grant Management

- **Work Group Meetings**
The DBHDS team attended the Right Help Right Now Work groups this quarter
- **RX Summit**
The DBHDS team attended the RX Summit in April.
- **Site Visits**
DBHDS completed site visits with 4 CSBs and one VDH agency and two Correctional Facilities. Additional site visits were completed with VACSB, CARITAS, VCU, Imagine the Freedom, The Lighthouse, and I Choose Life RCO.



Technical Assistance

- **Ongoing Data Entry and TA Support**
The prevention evaluation team provided ongoing support with evaluation and data entry, as well as data monitoring and auditing.
- **Monthly Newsletters**
Each prevention newsletter is focused on evaluation and data entry support.
- **Evaluation Planning**
The prevention team prepared and created materials for the upcoming evaluation planning cycle. This includes logic models, measurement plans, and data entry plans for each CSB.
- **Treatment TA meetings**
The treatment TA team held one-on-one 30-minute check-in Zoom meetings with CSBs/Agencies.
- **Onboarding of new TAs** - The treatment team onboarded a new OMNI fellow to the TA Team
- **GPRA Updates**
 - **Dashboard Launch** - The treatment team launched the Follow-up GPRA Dashboard and shared the dashboard with DBHDS.
 - **GPRA Data Monitoring** - The treatment team monitored incoming GPRA completion data and provided ongoing targeted TA on Intake and Follow-up GPRA issues as needed.
 - **GPRA Analysis** - Analysis team began GPRA batch load process into the SPARS system.



Events and Trainings

- **Community Forum on Behavioral Health Equity**
The prevention team facilitated a community forum on 6/7/23 that focused on Behavioral Health Equity. This forum included CSB spotlights and large group discussion where over 40 prevention staff attended.