

# Virginia State Opioid Response

## Quarterly Report:

### January 2023 – March 2023

Published on May 18, 2023

This document was produced by OMNI Institute (OMNI) in collaboration with the Virginia Department of Behavioral Health and Developmental Services (DBHDS). OMNI serves as the evaluator for Virginia's State Opioid Response (SOR) grant and compiled this document using data from SOR evaluation activities. SOR III Year 1 refers to the first year of the third round of funding that started in October 2022. All data in this report cover the whole state of Virginia. For more information, contact [SORSupport@omni.org](mailto:SORSupport@omni.org).



## Prevention

SOR III Year 1

The prevention objectives of the SOR grant are intended to decrease opioid, prescription, and over-the-counter drug misuse and overdoses through the implementation of a broad collection of evidence-based strategies. Key prevention strategies include community awareness, education, and safe storage and disposal. This section includes cumulative numbers for the SOR III grant from October 2022 through March 2023.

### Community Awareness and Education

Community Services Boards (CSBs) use community awareness, media campaign strategies, and curriculum-based trainings to educate communities about the dangers of opioids and other substance use, and ways to support communities and individuals through mental health crises.

**CSBs and coalitions make data-driven decisions to customize messages and formats for different audiences.**



#### Media Campaigns

targeted

4.6 million



#### Social Marketing

targeted

4.1 million



#### Community Events

reached

60,670



#### Brochures/Rack Cards

provided to

5,105

**Providing education on opioid use prevention through curriculum-based trainings is also a key goal of the SOR prevention grant. CSBs trained:**



334

individuals in Adverse Childhood Experience (ACE) Interface trainings.



82

individuals in Mental Health First Aid trainings.

### Safe Storage and Disposal

SOR funds support the distribution of devices to safely store and dispose of medications.



#### Drug Deactivation Packets

32,644 distributed



#### Smart Pill Bottles

149 distributed



#### Prescription Drug Lockboxes

5,056 distributed



#### Drug Take Back Events

85,224 people attended



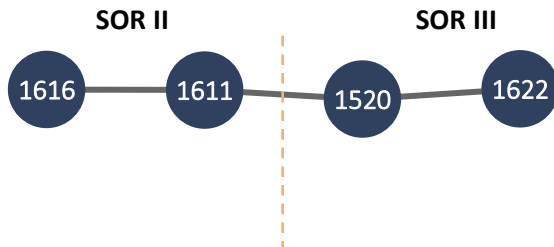
The treatment objectives of the SOR grant improve access and availability of opioid use disorder (OUD) and stimulant use disorder treatment services and increase the number of people who receive treatment.

## Individuals Served in CSBs/Agencies

**SOR funding provided a wide array of services for 3,099 individuals this quarter.**

The number of individuals receiving MOUD services remained consistent.

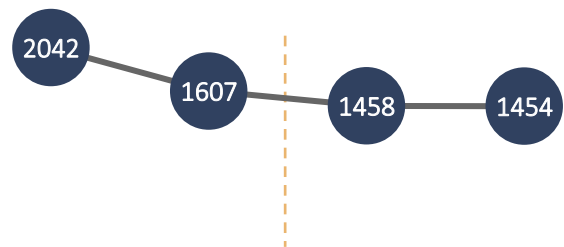
Medication for Opioid Use Disorder (MOUD) includes prescription of medications, such as buprenorphine for individuals with an OUD.



Apr-Jun '22 Jul-Sept '22 Oct-Dec '22 Jan-Mar '23

The number of individual treatment remained consistent with the previous quarter.

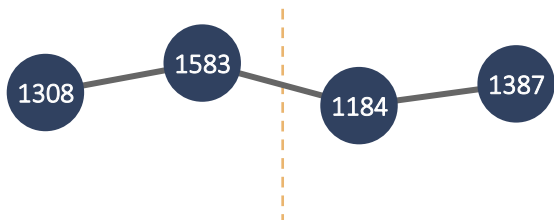
Individual treatment includes counseling, therapy, psychiatry, and crisis support.



Apr-Jun '22 Jul-Sept '22 Oct-Dec '22 Jan-Mar '23

More individuals received wraparound services this quarter than the previous quarter.

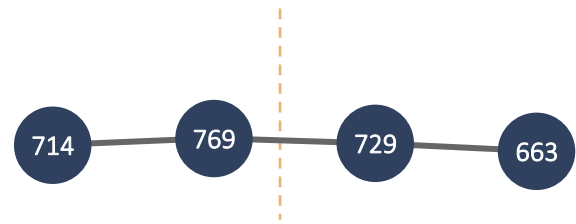
This includes case management, transportation, and childcare during treatment appointments.



Apr-Jun '22 Jul-Sept '22 Oct-Dec '22 Jan-Mar '23

The number of individuals receiving group treatment decreased slightly this quarter.

Group treatment includes counseling or therapy groups.



Apr-Jun '22 Jul-Sept '22 Oct-Dec '22 Jan-Mar '23

## GPRA Numbers

The Government Performance and Results Act (GPRA) survey collects data from individuals receiving SOR-funded OUD and stimulant use disorder treatment and recovery services who consent to participate in the evaluation. Evaluation participants are asked to complete the GPRA survey at intake, 6 months after intake, and at discharge from services.

**1247** individuals have completed an intake GPRA during SOR III.

**91** individuals have completed a 6-month follow-up GPRA during SOR III.

**76** individuals have completed a discharge GPRA during SOR III.

Virginia has completed **42%** of its SOR III GPRA intake goal.

1,247: Current Number of Intake GPRA

3,000: SOR III Intake Goal



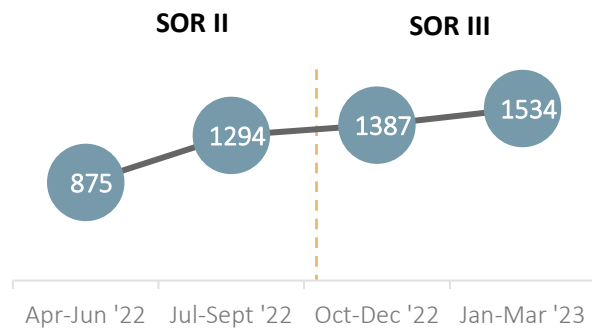
Virginia communities implemented SOR-funded peer support services in various settings, including CSBs, emergency departments, justice facilities and programs, universities, and community-based locations.

## Peer Support Services

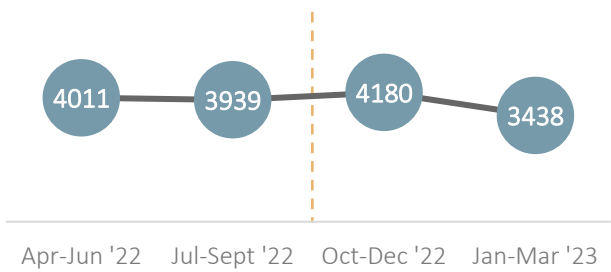
**SOR funding provided recovery services to 9,997 individuals this quarter.**

Peer supporters provided a wide range of recovery services this quarter at community-based organizations.

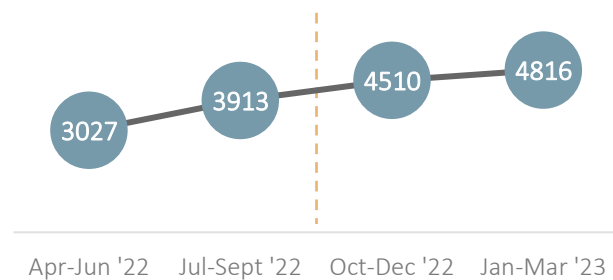
Warmline support was provided to more individuals this quarter than last.



The number of individuals receiving group support decreased this quarter compared to the previous quarters.



More individuals received individual support this quarter compared to previous quarters.



This quarter, peer supporters provided services to **178 individuals** in emergency departments.

## Collegiate Recovery

Led by Virginia Commonwealth University (VCU), seven Collegiate Recovery Programs (CRP) across Virginia received SOR support to increase membership, provide direct services to students, and connect and engage students through campus-wide outreach.

**CRPs engaged 489 students this quarter.**

This quarter CRPs provided a variety of recovery services, including:



**Recovery-Focused Events**

1,356 attendees



**Recovery Ally Training**

331 attendees



**Recovery Meetings**

5,827 attendees



# Harm Reduction

Quarter 2: Jan-March 2023

Harm reduction efforts include statewide distribution of the overdose reversal drug naloxone and *REVIVE!* trainings on how to administer naloxone for first responders, friends, and families.

## Naloxone Kits and Trainings

In SOR III, **5,944 naloxone kits** have been distributed for overdose reversal and **over 5,000 have received training** to administer it.

SOR III	
	<b>Trainings held: 267</b>
	<b>People trained: 5,760</b>

## Harm Reduction Peer Support

**4 peer supporters at 4 sites** are funded by SOR through the Virginia Department of Health (VDH) to provide harm reduction services.

In total, these peers supported **593 individuals** during Quarter 2.\*

	<b>277</b> people received individual support		<b>86</b> people received group support
---	--	---	--

\*This number includes individuals who received any of the services provided by peers at the 4 VDH sites (e.g., individual or group support, community outreach, warmline, etc.).



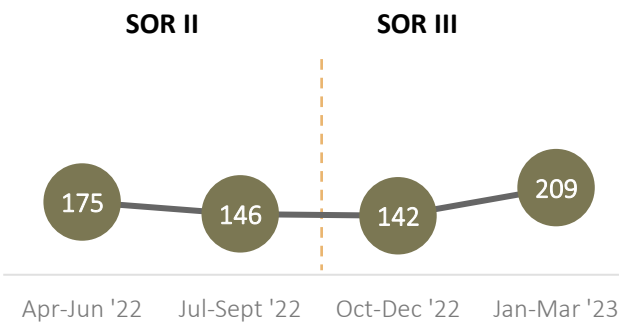
# Justice Setting

Quarter 2: Jan-March 2023

Treatment and recovery services were delivered in justice settings this quarter, including recovery courts, jails, and Department of Corrections facilities.

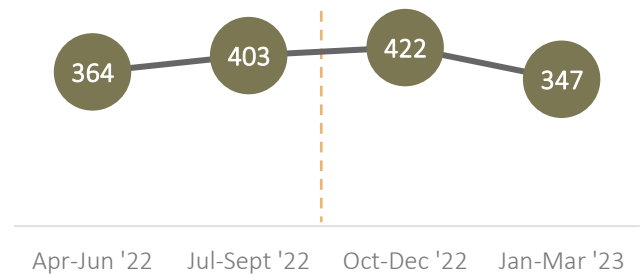
## MAT Services

Number of individuals in a justice setting with an OUD receiving MAT services:



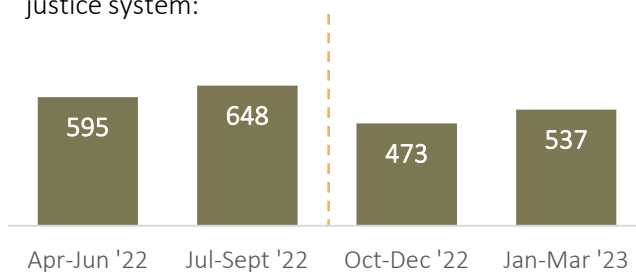
## Non-MAT Treatment Services

Number of individuals receiving counseling, crisis support, psychiatry, contingency management, and other forms of therapeutic support in justice settings:



## Recovery Services

Number of individuals served by peers in the justice system:



A total of **22 organizations** provided recovery support to **537** individuals in the justice system this quarter. This includes:

- **219 recovery court** participants
- **213** through partnerships with **jails**
- **105** engaged with the **Department of Corrections**



During this quarter, DBHDS and the evaluation team completed the following activities to facilitate the implementation of the grant across Virginia.



## Events & Trainings

- **New Treatment Trainings**  
Treatment team developed and delivered two new trainings focused on the revised GPRA tools: Full Intake GPRA Training (January) and Follow-up/Discharge GPRA Training (March) for CSB/Agency sub-grantees.



## Technical Assistance

- **TA Around Launch of GPRA Tool**  
Treatment TA included communications on launch of the revised GPRA tool (online and paper) in January and development of a revised Question-by-Question guide and other materials to support successful GPRA completion.

The treatment analysis team also tested and troubleshooted the new GPRA batch load process into the SPARS system.

- **Ongoing Prevention TA and Newsletter**  
Prevention data entry TA and support including a monthly prevention newsletter focused on these topics.



## Grant Management

- **Site Visits**  
Sixteen site visits, events and check-ins were completed by the DBHDS grant management team. This included visits with several CSBs, events at colleges, court visits, and project meetings.
- **Conference and Stakeholder Meetings**  
Nine conference and stakeholder meetings were held. This included meetings with various workgroups, monthly meetings, the Year of the Peer Kick off conference, and the Governor's Recovery reception.



## Deliverables & Reports

- **Annual Reports**  
Treatment team created CSB/Agency-level Annual Reports were produced and disseminated to show outcomes at the subrecipient level.
- **GPRA Dashboard**  
Treatment analysis team launched a first-ever data dashboard to reflect GPRA follow-up and discharge data for purposes of DBHDS and OMNI TA progress monitoring and targeted TA identification.
- **DOC PRS Quarterly Report**  
Recovery team produced DOC PRS Initiative Quarterly Participant Impact Report - Quarter 1
- **Collegiate Recovery Program Quarterly Report**  
Recovery team produced Collegiate Recovery Program Quarterly Report - Quarter 1