

Virginia State Opioid Response

Quarterly Report:

October 2022 – December 2022

Published on February 28, 2023

This document was produced by OMNI Institute (OMNI) in collaboration with the Virginia Department of Behavioral Health and Developmental Services (DBHDS). OMNI serves as the evaluator for Virginia's State Opioid Response (SOR) grant and compiled this document using data from SOR evaluation activities. SOR III Year 1 refers to the first year of the third round of funding that started in October 2022. Any reference to SOR II is the grant period that covered October 2020-September 2022. All data in this report cover the whole commonwealth of Virginia. For more information, contact SORSupport@omni.org.

Prevention

The prevention objectives of the SOR grant are intended to decrease opioid, prescription, and over-the-counter drug misuse and overdoses through the implementation of a broad collection of evidence-based strategies. Key prevention strategies include community awareness, education, and safe storage and disposal.

Community Awareness and Education

Community Services Boards (CSBs) use media campaigns and curriculum-based trainings to educate communities about the dangers of opioids and other substance use, and ways to support communities and individuals during mental health crises.

CSBs and coalitions make data-driven decisions to customize messages and formats for different audiences.



Media Campaigns

targeted

610,275



Social Marketing

targeted

179,920



Community Events

reached

11,603



Brochures/Rack Cards

provided to

404,096

Providing education on opioid use prevention through curriculum-based trainings is also a key goal of the SOR prevention grant. CSBs trained:



113

individuals in Adverse Childhood Experience (ACE) Interface trainings.



48

individuals in Mental Health First Aid trainings.

Safe Storage and Disposal

SOR funds support the distribution of devices to safely store and dispose of medications.



Drug Deactivation Packets

4,697 distributed



Smart Pill Bottles

Data not yet available



Prescription Drug Lockboxes

1,971 distributed



Drug Take Back Events

178,975 people impacted



Treatment

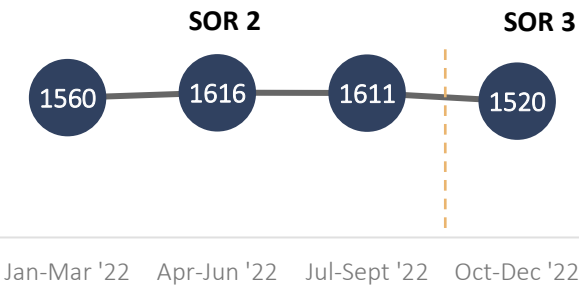
The treatment objectives of the SOR grant improve access and availability of opioid use disorder (OUD) and stimulant use disorder treatment services and increase the number of people who receive treatment.

Individuals Served in CSBs/Agencies

SOR funding provided a wide array of services for 3,130 individuals this quarter.

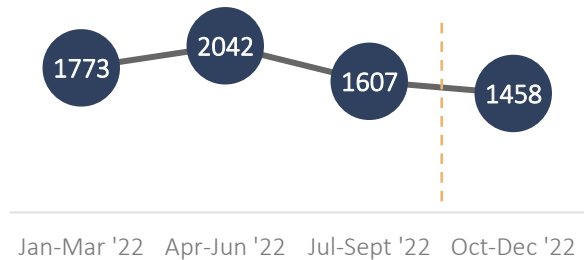
Slightly fewer individuals received MAT services this quarter compared to previous quarters.

Medication Assisted Treatment (MAT) includes prescription medications, such as buprenorphine, for individuals with an OUD.



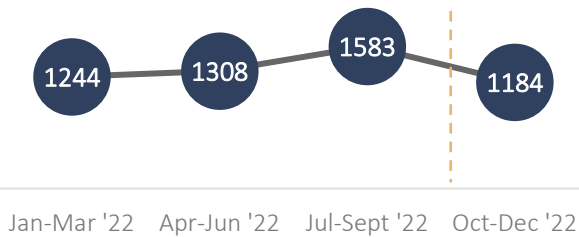
Fewer people received individual treatment this quarter than the previous quarters.

Individual treatment includes counseling, therapy, psychiatry, and crisis support.



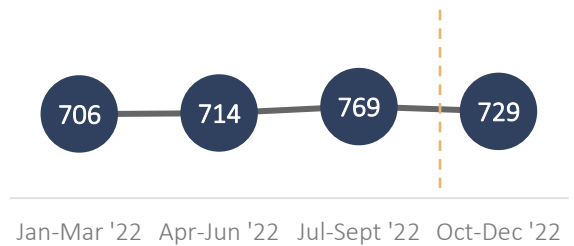
The number of individuals receiving wraparound services decreased this quarter.

This includes case management, transportation, and childcare during treatment appointments.



A similar number of people received group treatment this quarter as previous quarters.

Group treatment includes counseling or therapy groups.



GPRA Numbers

The Government Performance and Results Act (GPRA) survey collects data from individuals receiving SOR-funded OUD and stimulant use disorder treatment and recovery services who consent to participate in the evaluation. Evaluation participants are asked to complete the GPRA survey at intake, 6 months after intake, and at discharge from services.*

718 individuals completed an intake GPRA during SOR III.

6 individuals completed a discharge GPRA during SOR III.

Virginia has completed 24% of its SOR III GPRA intake goal.

718: Current Intake GPRA's

3,000: SOR III Intake Goal

*GPRA follow-up numbers are not included because the follow-up window has not yet opened for any individuals in SOR III. Future quarterly reports will include GPRA follow-up numbers once data is available.



Recovery

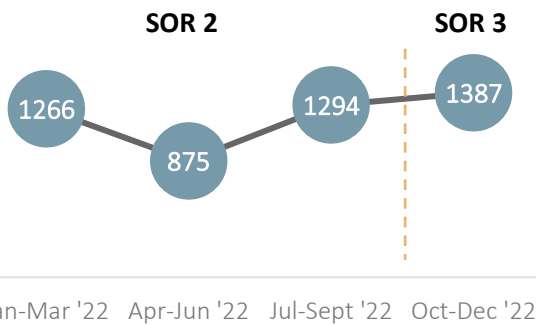
Virginia communities implemented SOR-funded peer support services in various settings, including CSBs, emergency departments, justice facilities and programs, universities, and community-based locations.

Peer Support Services

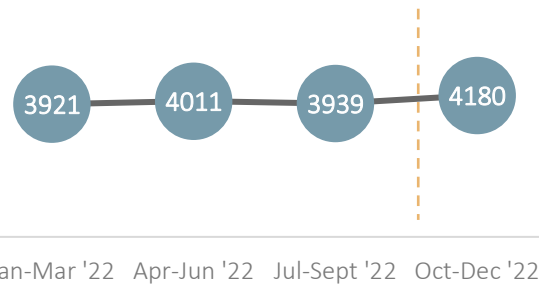
SOR funding provided recovery services to 10,816 individuals this quarter.

Peer supporters provided a wide range of recovery services this quarter.

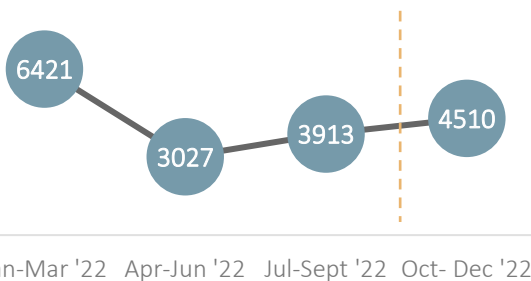
Warmline support was provided to slightly higher numbers of individuals this quarter compared to previous quarters.



Slightly more individuals received group support this quarter than in previous quarters.



More individuals received individual support this quarter compared to the previous year.



This quarter, peer supporters provided services to **114 individuals** in emergency departments.

Collegiate Recovery

Led by Virginia Commonwealth University (VCU), seven Collegiate Recovery Programs (CRP) across Virginia received SOR support to increase membership, provide direct services to students, and connect and engage students through campus-wide outreach.

CRPs engaged 479 students this quarter.

This quarter CRPs provided a variety of recovery services, including:



Recovery-Focused Events

1,515
attendees



Recovery Ally Training

350
attendees



Recovery Meetings

6,090
attendees



Harm Reduction

Harm reduction efforts include statewide distribution of the overdose reversal drug naloxone, *REVIVE!* trainings on how to administer naloxone for first responders, friends, and families, and peer support for harm reduction services.

Naloxone Training & Distribution

In Quarter 1, **3,214 Naloxone kits were distributed** for overdose reversal.

<i>REVIVE!</i> Trainings	SOR III Quarter 1
Trainings held:	139
People trained:	3,122

Harm Reduction Peer Support

4 peer supporters at 4 sites are funded by SOR through the Virginia Department of Health (VDH) to provide harm reduction services.

In total, these peers supported **845 individuals** during Quarter 1.*



374
people received
individual support



31
people received
group support

*This number includes individuals who received any of the services provided by peers at the 4 VDH sites (e.g., individual or group support, community outreach, warmline, etc.).

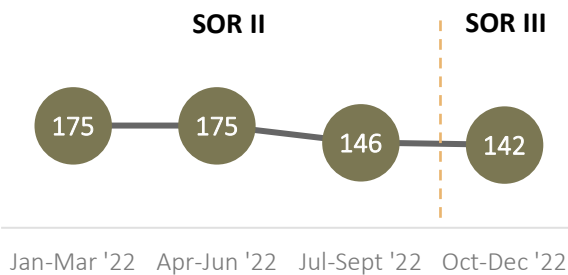


Justice Setting

Treatment and recovery services were delivered in justice settings this quarter, including recovery courts, jails, and Department of Corrections facilities.

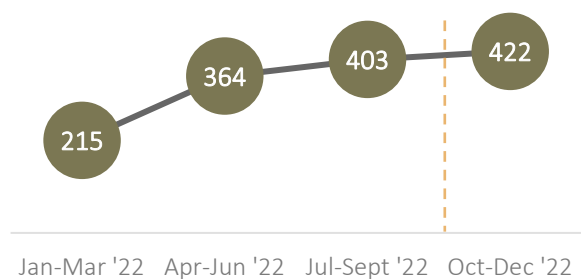
MAT Services

Number of individuals in a justice setting with an OUD receiving MAT services:



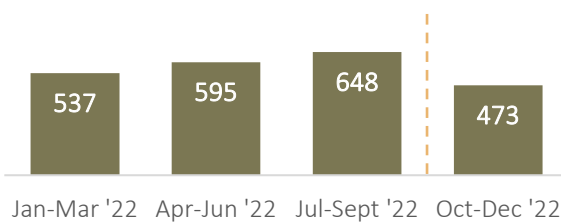
Non-MAT Treatment Services

Number of individuals receiving counseling, crisis support, psychiatry, contingency management, and other forms of therapeutic support in justice settings:



Recovery Services

Number of individuals served by peers in the justice system:



A total of **26 organizations** provided recovery support to **473 individuals** in the justice system this quarter. This includes:

- **273 recovery court participants**
- **124 through partnerships with jails**
- **76 engaged with Department of Corrections**



Grant Activities

During this quarter, DBHDS and the evaluation team completed the following activities to facilitate the implementation of the grant across Virginia.



Events & Trainings

- **GPRA Refresher Training**
The SOR Treatment Team developed and delivered a GPRA Refresher Training to remind CSB/Agency staff about key components of administration of the Intake and Follow-up/Discharge GPRAs and the TA that OMNI provides to them.
- **New GPRA Information Session**
The SOR Treatment Team developed and delivered a New GPRA Informational Session to CSB/Agency staff to introduce them to substantial changes made to the SOR III GRPA, provide them an in-depth walk-through of these changes, outline the timeline for launch of the new tool, and highlight the TA that OMNI provides to them.



Grant Management

- **Task Force and Work Groups**
DBHDS completed 23 task force and workgroup meetings this quarter.
- **Site Visits & DBHDS TA**
The SOR grant management team meetings completed 21 meetings with stakeholders this quarter. They also continued to support and provide TA to 190 subrecipients.
- **Presentations**
DBHDS completed 4 in-person presentations to the public to highlight the work done in SOR.



Technical Assistance

- **Ongoing Prevention TA**
The OMNI Prevention Team continued to support CSBs and use the newsletter as a tool to focus on evaluation and data entry support.
- **Development of TA Materials**
OMNI's Treatment Team centered on development of TA materials and trainings to support the launch of SOR III and the new GPRA Intake and Follow-up tools. Part of this TA included updating website materials and links for the launch of the new GPRA tools.
- **Improvement of GPRA**
OMNI's Treatment Team improved client-facing GPRA tracking tools and reports such as tracking sheets and progress reports. This helped agency staff keep track of their GPRA data collection and timelines for follow-up.



Deliverables & Reports

- **Evaluation Roadmaps**
The prevention team developed and updated the evaluation roadmaps for the new fiscal year. OMNI Prevention Team met with each CSB to update these roadmaps that include logic models, measurement plans, and data entry plans.
- **GPRA Dashboards and Data Reporting**
The OMNI Treatment Team begun development of SORIII Dashboard for GPRA Follow-up and Discharge and launched the GPRA Intake Dashboard.
- **DOC PRS Initiative, Collegiate Recovery Program, and BARC-10 Peer Pilot Reports**
The OMNI SOR Recovery Team produced DOC PRS Initiative Quarterly Participant Impact and Collegiate Recovery Program reports for Quarter 4. In addition, they also produced the BARC-10 Peer Pilot Report.