

Virginia State Opioid Response

Quarterly Report:

July 2022 – September 2022

Published on November 7, 2022

This document was produced by OMNI Institute (OMNI) in collaboration with the Virginia Department of Behavioral Health and Developmental Services (DBHDS). OMNI serves as the evaluator for Virginia's State Opioid Response (SOR) grant and compiled this document using data from SOR evaluation activities. SOR II Year 2 refers to the second year of the second round of funding that started in October 2021. All data in this report cover the whole state of Virginia. For more information, contact SORSupport@omni.org.



Prevention

Cumulative Year 2

The prevention objectives of the SOR grant are intended to decrease opioid, prescription, and over-the-counter drug misuse and overdoses through the implementation of a broad collection of evidence-based strategies. Key prevention strategies include community awareness, education, and safe storage and disposal. This section includes cumulative numbers for the SOR II grant from October 2021 through September 2022.

Community Awareness and Education

Community Services Boards (CSBs) use community awareness, media campaign strategies, and curriculum-based trainings to educate communities about the dangers of opioids and other substance use, and ways to support communities and individuals through mental health crises.

CSBs and coalitions make data-driven decisions to customize messages and formats for different audiences.



Media Campaigns

targeted

14.7 million



Social Marketing

targeted

2.1 million



Community Events

reached

350,808



Brochures/Rack Cards

provided to

279,674

Providing education on opioid use prevention through curriculum-based trainings is also a key goal of the SOR prevention grant. CSBs trained:



1,146

individuals in Adverse Childhood Experience (ACE) Interface trainings.



130

individuals in Mental Health First Aid trainings.

Safe Storage and Disposal

SOR funds support the distribution of devices to safely store and dispose of medications.



Drug Deactivation Packets

38,534 distributed



Smart Pill Bottles

4,130 distributed



Prescription Drug Lockboxes

21,342 distributed



Drug Take Back Events

445,086 people impacted



The treatment objectives of the SOR grant improve access and availability of opioid use disorder (OUD) and stimulant use disorder treatment services and increase the number of people who receive treatment.

Individuals Served in CSBs

SOR funding provided a wide array of services for 3,848 individuals this quarter.

The number of individuals receiving **MAT services** remained consistent this quarter.

Medication Assisted Treatment (MAT) includes prescription of medications, such as buprenorphine for individuals with an OUD.



Oct-Dec '21 Jan-Mar '22 Apr-Jun '22 Jul-Sept '22

Fewer people received **individual treatment** this quarter than the previous quarter.

Individual treatment includes counseling, therapy, psychiatry, and crisis support.



Oct-Dec '21 Jan-Mar '22 Apr-Jun '22 Jul-Sept '22

More individuals received **wraparound services** this quarter than previous quarters.

This includes case management, transportation, and childcare during treatment appointments.



Oct-Dec '21 Jan-Mar '22 Apr-Jun '22 Jul-Sept '22

The number of individuals receiving **group treatment** slightly increased this quarter.

Group treatment includes counseling or therapy groups.



Oct-Dec '21 Jan-Mar '22 Apr-Jun '22 Jul-Sept '22

GPRA Numbers

The Government Performance and Results Act (GPRA) survey collects data from individuals receiving SOR-funded OUD and stimulant use disorder treatment and recovery services who consent to participate in the evaluation. Evaluation participants are asked to complete the GPRA survey at intake, 6 months after intake, and at discharge from services.

3,698 individuals completed an intake GPRA during SOR II.

1,921 individuals completed a 6-month follow-up GPRA during SOR II.*

977 individuals completed a discharge GPRA during SOR II.*

Virginia exceeded its SOR II GPRA intake goal by 23%.



*Follow-up or discharge surveys completed during this quarter could include surveys for clients originally receiving an intake in SOR I.



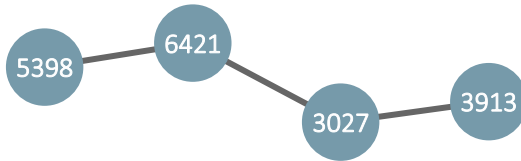
Virginia communities implemented SOR-funded peer support services in various settings, including CSBs, emergency departments, justice facilities and programs, universities, and community-based locations.

Peer Support Services

SOR funding provided recovery services to 9,248 individuals this quarter.

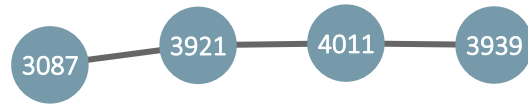
Peer supporters provided a wide range of recovery services this quarter.

More individuals received **individual support** this quarter compared to the previous quarter.



Oct-Dec '21 Jan-Mar '22 Apr-Jun '22 Jul-Sept '22

Group support was provided to slightly fewer individuals this quarter than the previous quarter.



Oct-Dec '21 Jan-Mar '22 Apr-Jun '22 Jul-Sept '22

The number of individuals receiving **warmline support** increased this quarter.



Oct-Dec '21 Jan-Mar '22 Apr-Jun '22 Jul-Sept '22

This quarter, peer supporters provided services to **122 individuals** in emergency departments.

Collegiate Recovery

Led by Virginia Commonwealth University (VCU), seven Collegiate Recovery Programs (CRP) across Virginia received SOR support to increase membership, provide direct services to students, and connect and engage students through campus-wide outreach.

CRPs engaged 521 students this quarter.

This quarter CRPs provided a variety of recovery services, including:



Recovery-Focused Events

1,146 attendees



Recovery Ally Training

341 attendees



Recovery Meetings

3,825 attendees



Harm Reduction

Quarter 4: July-Sept 2022

Harm reduction efforts include statewide distribution of the overdose reversal drug naloxone and trainings on how to administer it for first responders, friends, and families.

Naloxone Trainings

In SOR II Year 2, **7,523 individuals** have been trained to reverse an opioid overdose.

	SOR II Year 2 Total
 Trainings held:	648
 People trained:	7,523

Harm Reduction Peer Support

6 peer supporters at 5 sites are funded by SOR through the Virginia Department of Health (VDH) to provide harm reduction services.

In total, these peers supported **934 individuals** during Quarter 4.*

 488 people received individual support	 62 people received group support
---	---

*This number includes individuals who received any of the services provided by peers at the 5 VDH sites (e.g., individual or group support, community outreach, warmline, etc.).




Justice Setting

Quarter 4: July-Sept 2022

Treatment and recovery services were delivered in justice settings this quarter, including recovery courts, jails, and Department of Corrections facilities.

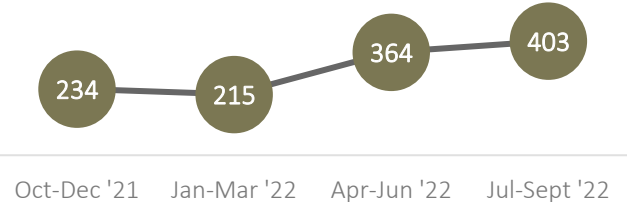
MAT Services

Number of individuals in a justice setting with an OUD receiving MAT services:



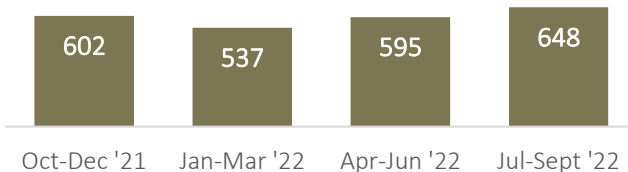
Non-MAT Treatment Services

Number of individuals receiving counseling, crisis support, psychiatry, contingency management, and other forms of therapeutic support in justice settings:



Recovery Services

Number of individuals served by peers in the justice system:



A total of **21 CSBs** provided recovery support to 648 individuals in the justice system this quarter. This includes:

- **256** served in **recovery courts**
- **337** served in **jails**
- **55** served in **Department of Corrections facilities**



During this quarter, DBHDS and the evaluation team completed the following activities to facilitate the implementation of the grant across Virginia.




Events & Trainings

- **SOR III Kickoff Training**
The treatment evaluation team hosted an informational training with CSBs on SOR II reflections and the transition to SOR III.
- **Peer Supporter & Supervisor Webinar**
The recovery evaluation team hosted a guided discussion for peer supporters and supervisors on “Making Meaning: The Sixth Stage of Grief,” focusing on the stages of grief and how they present as part of recovery.
- **2022 Public Health in the Rockies**
The recovery evaluation team presented at the 2022 Public Health in the Rockies Conference in Keystone, CO on “Connection & Hope: Demonstrating the Innovation and Impact of Peer Recovery Specialists in the Opioid Crisis.”



Technical Assistance

- **Monthly Data Management & TA**
The prevention evaluation team provided ongoing support with evaluation planning and entering data into the new data system using updated guidelines.
- **Collegiate Recovery Program Data Tracking Sheet**
The recovery evaluation team published a new data tracking sheet to support program staff in collecting quarterly recovery data for collegiate recovery programs.
- **Targeted GPRA TA Outreach**
The treatment evaluation team contacted CSBs based on GPRA intake and follow-up rates to offer support and encourage GPRA completion.



Grant Management

- **SAMHSA Meetings**
The SOR grant management team attended 4 SAMHSA meetings in preparation for the transition to SOR III.
- **Stakeholder Meetings**
The SOR grant management team partnered with sub-grantees and stakeholders across the state, conducting 62 meetings this quarter.
- **Senior Leadership Briefings**
The SOR grant management team provided 7 briefings about the SOR grant to senior leadership within DBHDS.



Deliverables & Reports

- **CSB End of Year Reports**
The prevention evaluation team developed and launched FY22 end of year reporting for CSBs.
- **COVID Impacts on Behavioral Health Services**
The treatment evaluation team produced the [COVID Impacts on Behavioral Health Services report](#) to explore substance use services in Virginia during the pandemic.
- **Collegiate Recovery Sustainability Report**
The recovery evaluation team produced the Collegiate Recovery Supplemental Sustainability report with more information on sustainability and other feedback from the Collegiate Recovery Program quarterly survey.