

Virginia State Opioid Response

Quarterly Report:

April 2022 – June 2022

Published on September 8, 2022

This document was produced by OMNI Institute (OMNI) in collaboration with the Virginia Department of Behavioral Health and Developmental Services (DBHDS). OMNI serves as the evaluator for Virginia's State Opioid Response (SOR) grant and compiled this document using data from SOR evaluation activities. SOR II Year 2 refers to the second year of the second round of funding that started in October 2021. All data in this report cover the whole state of Virginia. For more information, contact SORSupport@omni.org.



Prevention

Cumulative Year 2

The prevention objectives of the SOR grant are intended to decrease opioid, prescription, and over-the-counter drug misuse and overdoses through the implementation of a broad collection of evidence-based strategies. Key prevention strategies include community awareness, education, and safe storage and disposal. This section includes cumulative numbers for the SOR II grant from October 2021 through June 2022.

Community Awareness and Education

Community Services Boards (CSBs) use community awareness, media campaign strategies, and curriculum-based trainings to educate communities about the dangers of opioids and other substance use, and ways to support communities and individuals through mental health crises.

CSBs and coalitions make data-driven decisions to customize messages and formats for different audiences.



Media Campaigns

targeted

10 million



Social Marketing

targeted

1.2 million



Community Events

reached

329,288



Brochures/Rack Cards

provided to

274,259

Providing education on opioid use prevention through curriculum-based trainings is also a key goal of the SOR prevention grant. CSBs trained:



1,035

individuals in Adverse Childhood Experience (ACE) Interface trainings.



107

individuals in Mental Health First Aid trainings.

Safe Storage and Disposal

SOR funds support the distribution of devices to safely store and dispose of medications.



Drug Deactivation Packets

30,663 distributed



Smart Pill Bottles

6,626 distributed



Prescription Drug Lockboxes

165,356 distributed



Drug Take Back Events

795,438 people attended



The treatment objectives of the SOR grant improve access and availability of opioid use disorder (OUD) and stimulant use disorder treatment services and increase the number of people who receive treatment.

Individuals Served in CSBs

SOR funding provided a wide array of services for 3,179 individuals this quarter.

More individuals received MAT services this quarter than the previous quarter.

Medication Assisted Treatment (MAT) includes prescription of medications, such as buprenorphine for individuals with an OUD.



Oct-Dec '21 Jan-Mar '22 Apr-Jun '22

More people received individual treatment this quarter than previous quarters.

Individual treatment includes counseling, therapy, psychiatry, and crisis support.



Oct-Dec '21 Jan-Mar '22 Apr-Jun '22

More individuals received wraparound services this quarter than the previous quarter.

This includes case management, transportation, and childcare during treatment appointments.



Oct-Dec '21 Jan-Mar '22 Apr-Jun '22

The number of individuals receiving group treatment slightly increased this quarter.

Group treatment includes counseling or therapy groups.



Oct-Dec '21 Jan-Mar '22 Apr-Jun '22

GPRA Numbers

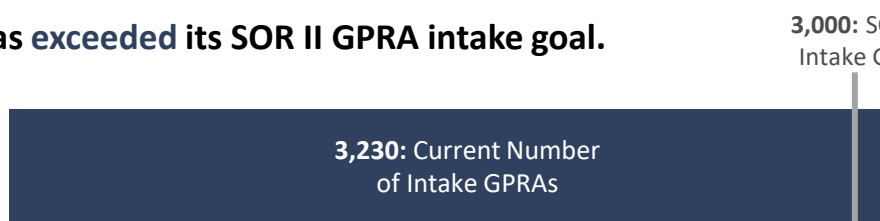
The Government Performance and Results Act (GPRA) survey collects data from individuals receiving SOR-funded OUD and stimulant use disorder treatment and recovery services who consent to participate in the evaluation. Evaluation participants are asked to complete the GPRA survey at intake, 6 months after intake, and at discharge from services.

3,230 individuals completed an intake GPRA during SOR II.

1,664 individuals completed a 6-month follow-up GPRA during SOR II.*

871 individuals completed a discharge GPRA during SOR II.*

Virginia has exceeded its SOR II GPRA intake goal.



*Follow-up or discharge surveys completed during this quarter could include surveys for clients originally receiving an intake in SOR I.



Virginia communities implemented SOR-funded peer support services in various settings, including CSBs, emergency departments, justice facilities and programs, universities, and community-based locations.

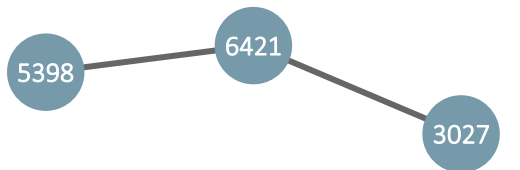
Peer Support Services

SOR funding provided recovery services to 6,696 individuals this quarter.*

Peer supporters provided a wide range of recovery services this quarter.

Fewer individuals received **individual support** this quarter compared to previous quarters.

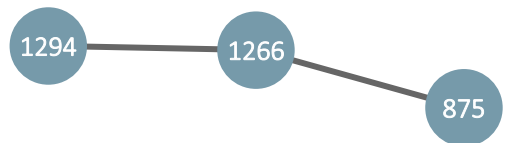
The number of individuals receiving **group support** increased for the third quarter this grant year.



Oct-Dec '21 Jan-Mar '22 Apr-Jun '22

Oct-Dec '21 Jan-Mar '22 Apr-Jun '22

Warmline support was provided to fewer individuals this quarter than previous quarters.



Oct-Dec '21 Jan-Mar '22 Apr-Jun '22

This quarter, peer supporters provided services to **120 individuals** in emergency departments.

Collegiate Recovery

Led by Virginia Commonwealth University (VCU), seven Collegiate Recovery Programs (CRP) across Virginia received SOR support to increase membership, provide direct services to students, and connect and engage students through campus-wide outreach.

CRPs engaged 521 students this quarter.

This quarter CRPs provided a variety of recovery services, including:



Recovery-Focused Events

2,537 attendees



Recovery Ally Training

312 attendees



Recovery Meetings

3,197 attendees

*The decrease in the number of individuals receiving recovery services from Quarter 2 to Quarter 3 is largely a result of one agency's change in service provision and data collection methods.



Harm Reduction

Quarter 3: April-June 2022

Harm reduction efforts include statewide distribution of the overdose reversal drug naloxone and trainings on how to administer it for first responders, friends, and families.

Naloxone Trainings

In SOR II Year 2, **21,378 individuals** have been trained to reverse an opioid overdose.

SOR II Total	
 Trainings held:	550
 People trained:	21,378

Harm Reduction Peer Support

6 peer supporters at 5 sites are funded by SOR through the Virginia Department of Health (VDH) to provide harm reduction services.

In total, these peers supported **911 individuals** during Quarter 3.*

 460 people received individual support	 49 people received group support
---	---

*This number includes individuals who received any of the services provided by peers at the 5 VDH sites (e.g., individual or group support, community outreach, warmlines, etc.).



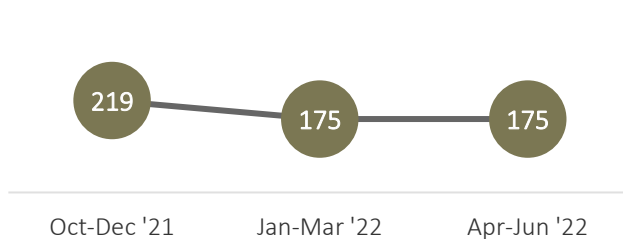
Justice Setting

Quarter 3: April-June 2022

Treatment and recovery services were delivered in justice settings this quarter, including recovery courts, jails, and Department of Corrections facilities.

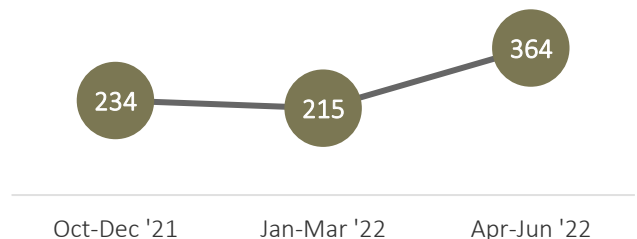
MAT Services

Number of individuals in a justice setting with an OUD receiving MAT services:



Non-MAT Treatment Services

Number of individuals receiving counseling, crisis support, psychiatry, contingency management, and other forms of therapeutic support in justice settings:



Recovery Services

Number of individuals served by peers in the justice system:



A total of **22 CSBs** provided recovery support to 595 individuals in the justice system this quarter. This includes:

- **205** served in **recovery courts**
- **279** served in **jails**
- **111** served in **Department of Corrections facilities**



During this quarter, DBHDS and the evaluation team completed the following activities to facilitate the implementation of the grant across Virginia.



Events & Trainings

- **Community Forum on Understanding Data**
The treatment evaluation team hosted a community forum on sharing data to inform their teams, community, funders, and stakeholders.
- **Peer Supporter & Supervisor Peer Role Definition Webinar**
The recovery evaluation team hosted a guided problem-solving discussion for peer supporters and their supervisors to understand how building shared expectations and distinct roles can help reduce confusion and conflict among their teams.



Technical Assistance

- **Monthly Data Management & TA**
The prevention evaluation team provided ongoing support with evaluation and data entry in the updated data system, as well as data monitoring and auditing.
- **Getting Started with GPRA Administration**
The treatment evaluation team published a [new resource](#) for agencies to start planning for administering the GPRA and to introduce new staff members to the SOR grant.
- **Targeted GPRA TA Outreach**
The treatment evaluation team contacted CSBs based on GPRA intake and follow-up rates to offer support and encourage GPRA completion.



Grant Management

- **Stakeholder Meetings**
The SOR grant management team partnered with stakeholders across the state, conducting 66 online stakeholder meetings and 22 in-person meetings.
- **DBHDS TA**
The SOR grant management team provided technical assistance to three other states. They also continued to support and provide TA to subrecipients in Virginia.
- **DBHDS Presentations**
The SOR grant management team conducted two webinar presentations and nine public in-person presentations.



Deliverables & Reports

- **CSB Mid-Year Reports**
The prevention evaluation team supported CSBs with data collection and analysis as they completed mid-year reports.
- **Recovery Hiring Report**
The recovery evaluation team produced the [2022 SOR Recovery Hiring Report](#) to summarize challenges and successes to the recovery support hiring processes.
- **BARC-10 Peer Pilot Reports**
The recovery evaluation team produced site-level reports with BARC-10 data, looking at changes to recovery capital over time.