

Virginia State Opioid Response

Quarterly Report:

January 2022 – March 2022

Published on June 16, 2022

This document was produced by OMNI Institute (OMNI) in collaboration with the Virginia Department of Behavioral Health and Developmental Services (DBHDS). OMNI serves as the evaluator for Virginia's State Opioid Response (SOR) grant and compiled this document using data from SOR evaluation activities. SOR II Year 2 refers to the second year of the second round of funding that started in October 2021. All data in this report cover the whole state of Virginia. For more information, contact SORSupport@omni.org.



Prevention

Cumulative Year 2

The prevention objectives of the SOR grant are intended to decrease opioid, prescription, and over-the-counter drug misuse and overdoses through the implementation of a broad collection of evidence-based strategies. Key prevention strategies include community awareness, education, and safe storage and disposal. This section includes cumulative numbers for the SOR II grant from October 2021 through March 2022.

Community Awareness and Education

Community Services Boards (CSBs) use community awareness, media campaign strategies, and curriculum-based trainings to educate communities about the dangers of opioids and other substance use, and ways to support communities and individuals through mental health crises.

CSBs and coalitions make data-driven decisions to customize messages and formats for different audiences.



Media Campaigns

targeted

2.9 million



Social Marketing

targeted

479



Community Events

reached

161,816



Brochures/Rack Cards

provided to

260,699

Providing education on opioid use prevention through curriculum-based trainings is also a key goal of the SOR prevention grant. CSBs trained:



510

individuals in Adverse Childhood Experience (ACE) Interface trainings.



57

individuals in Mental Health First Aid trainings.

Safe Storage and Disposal

SOR funds support the distribution of devices to safely store and dispose of medications.



Drug Deactivation Packets

11,465 distributed



Smart Pill Bottles

2,862 distributed



Prescription Drug Lockboxes

2,383 distributed



Drug Take Back Events

50,605 people attended



The treatment objectives of the SOR grant improve access and availability of opioid use disorder (OUD) and stimulant use disorder treatment services and increase the number of people who receive treatment.

Individuals Served in CSBs

SOR funding provided a wide array of services for 2,728 individuals this quarter.

Fewer individuals received MAT services this quarter than the previous quarter.

Medication Assisted Treatment (MAT) includes prescription of medications, such as buprenorphine for individuals with an OUD.



Apr-Jun '21 Jul-Sept '21 Oct-Dec '21 Jan-Mar '22

Fewer individuals received wraparound services this quarter than the previous quarter.

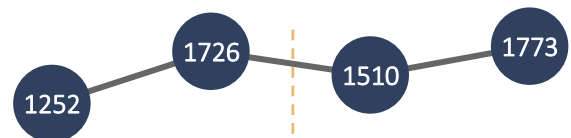
This includes case management, transportation, and childcare during treatment appointments.



Apr-Jun '21 Jul-Sept '21 Oct-Dec '21 Jan-Mar '22

More people received individual treatment this quarter than previous quarters.

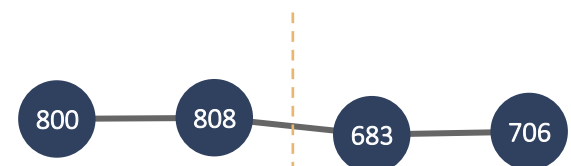
Individual treatment includes counseling, therapy, psychiatry, and crisis support.



Apr-Jun '21 Jul-Sept '21 Oct-Dec '21 Jan-Mar '22

The number of individuals receiving group treatment increased slightly this quarter.

Group treatment includes counseling or therapy groups.



Apr-Jun '21 Jul-Sept '21 Oct-Dec '21 Jan-Mar '22

GPRA Numbers

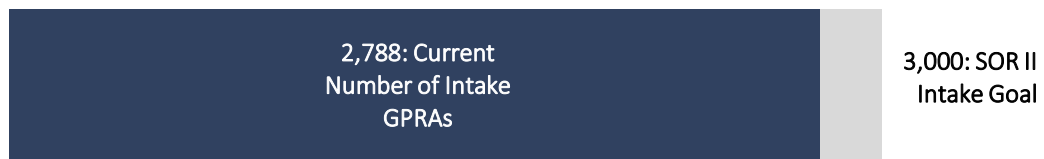
The Government Performance and Results Act (GPRA) survey collects data from individuals receiving SOR-funded OUD and stimulant use disorder treatment and recovery services who consent to participate in the evaluation. Evaluation participants are asked to complete the GPRA survey at intake, 6 months after intake, and at discharge from services.

2,788 individuals completed an intake GPRA during SOR II.

1,410 individuals completed a 6-month follow-up GPRA during SOR II.*

767 individuals completed a discharge GPRA during SOR II.*

Virginia has completed 93% of its SOR II GPRA intake goal.



*Follow-up or discharge surveys completed during this quarter could include surveys for clients originally receiving an intake in SOR I.



Virginia communities implemented SOR-funded peer support services in various settings, including CSBs, emergency departments, justice facilities and programs, universities, and community-based locations.

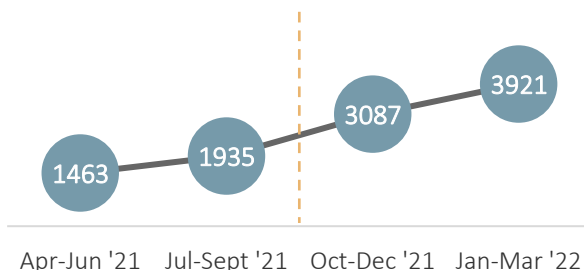
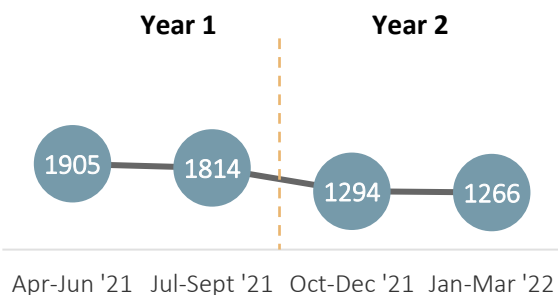
Peer Support Services

SOR funding provided recovery services to 17,102 individuals this quarter.

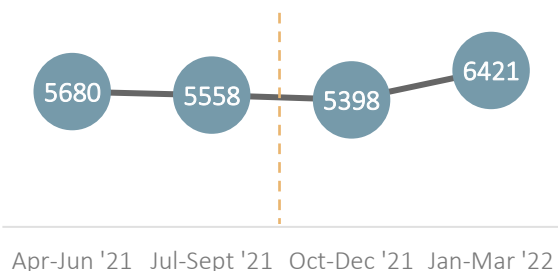
Peer supporters provided a wide range of recovery services this quarter.

Warmline support was provided to slightly fewer individuals this quarter than last.

The number of individuals receiving group support increased for the fourth quarter in a row.



More individuals received individual support this quarter compared to previous quarters.



This quarter, peer supporters provided services to **125 individuals** in emergency departments.

Collegiate Recovery

Led by Virginia Commonwealth University (VCU), seven Collegiate Recovery Programs (CRP) across Virginia received SOR support to increase membership, provide direct services to students, and connect and engage students through campus-wide outreach.

CRPs engaged 237 students this quarter.

This quarter CRPs provided a variety of recovery services, including:



Recovery-Focused Events

2,450 attendees



Recovery Ally Training

319 attendees



Recovery Meetings

3,072 attendees



Harm Reduction

Quarter 2: Jan-March 2022

Harm reduction efforts include statewide distribution of the overdose reversal drug naloxone and trainings on how to administer it for first responders, friends, and families.

Naloxone Trainings

In SOR II Year 2, **2,027 individuals** have been trained to reverse an opioid overdose.

SOR II Total	
 Trainings held:	230
 People trained:	2,027

Harm Reduction Peer Support

5 peer supporters at 5 sites are funded by SOR through the Virginia Department of Health (VDH) to provide harm reduction services.

In total, these peers supported **472 individuals** during Quarter 2.*

 278 people received individual support	 28 people received group support
---------------------------------------------------------------------------------------------------------------------------------	-----------------------------------------------------------------------------------------------------------------------------

*This number includes individuals who received any of the services provided by peers at the 5 VDH sites (e.g., individual or group support, community outreach, warmline, etc.).



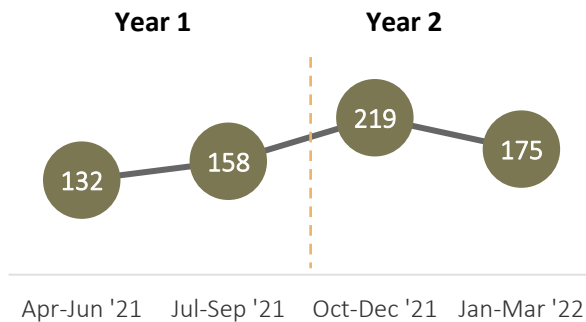
Justice Setting

Quarter 2: Jan-March 2022

Treatment and recovery services were delivered in justice settings this quarter, including recovery courts, jails, and Department of Corrections facilities.

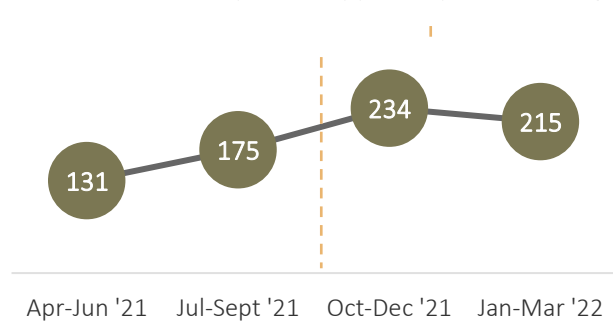
MAT Services

Number of individuals in a justice setting with an OUD receiving MAT services:



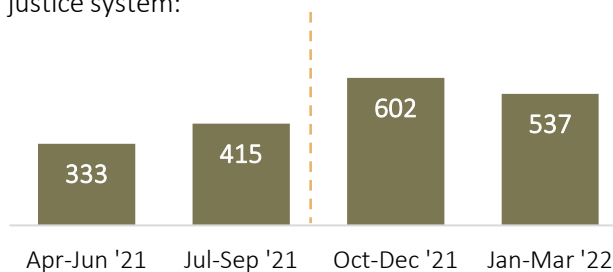
Non-MAT Treatment Services

Number of individuals receiving counseling, crisis support, psychiatry, contingency management, and other forms of therapeutic support in justice settings:



Recovery Services

Number of individuals served by peers in the justice system:



A total of **24 CSBs** provided recovery support to 537 individuals in the justice system this quarter. This includes:

- 285 served in **recovery courts**
- 175 served in **jails**
- 77 served in **Department of Corrections facilities**



During this quarter, DBHDS and the evaluation team completed the following activities to facilitate the implementation of the grant across Virginia.




Events & Trainings

- **Young Adult Survey Community Forum & Kick-off Training**
OMNI's Prevention Team hosted a forum and training to introduce the 2022 Virginia Young Adult statewide survey. The survey seeks to better understand substance use behaviors and perceptions among young adults ages 18-25.
- **GPRa Orientation & Refresher Training**
OMNI's Treatment Team hosted a training for agencies reviewing GPRa administration and follow-ups, as well as technical assistance resources.
- **Research to Recovery Summit Presentation**
SOR Grant Recovery Services Coordinator Angela Weight presented at VCU's Research to Recovery Summit.



Technical Assistance

- **New Prevention Portal Updates**
The OMNI Prevention Team continued to support the transition to the new [Virginia Prevention Works portal](#) and centralize grant communications.
- **Agency One-on-One Check-Ins**
OMNI's Treatment Team conducted 30-minute one-on-one meetings with nearly 40 agencies across Virginia, learning about GPRa administration successes and challenges and providing tips to support the SOR grant evaluation.
- **Monthly Data Management & TA**
OMNI's Prevention Team assisted with monthly data management and TA for CSBs implementing the coalition readiness and effectiveness assessment or the ACEs post-training survey.



Grant Management

- **Funding**
The SOR grant management team worked on the conversion to 100% invoicing system for CSBs. They also helped all sub-grantees create sustainability plans.
- **Site Visits & DBHDS TA**
The SOR grant management team conducted 5 site visits across Virginia and participated in meetings with 14 coalitions and stakeholder groups. They also continued to support and provide TA to subrecipients.
- **MAT in Jails**
The SOR grant management team coordinated with the local/regional jails offering MAT. Currently, 15 CSBs utilize SOR funding in their working relationship with jails in their catchment areas.



Deliverables & Reports

- **Collegiate Recovery Program Guidebook**
OMNI's Recovery Team produced the Collegiate Recovery Program Guidebook, highlighting the features of existing programs across Virginia.
- **DOC PRS Initiative Report**
The OMNI Recovery Team produced the quarterly Department of Corrections (DOC) PRS Initiative Report highlighting successes of the program.
- **BARC-10 Pilot Data Analysis**
The OMNI Recovery Team conducted initial data analysis of the BARC-10 pilot, which showed statistically significant increases in recovery capital over time.