

# Region 3

**Region 3 CSBs include: Highlands, Mount Rogers, Planning District 1, Danville-Pittsylvania, Blue Ridge, Cumberland Mountain, Dickenson County, Southside, Piedmont, New River Valley.**

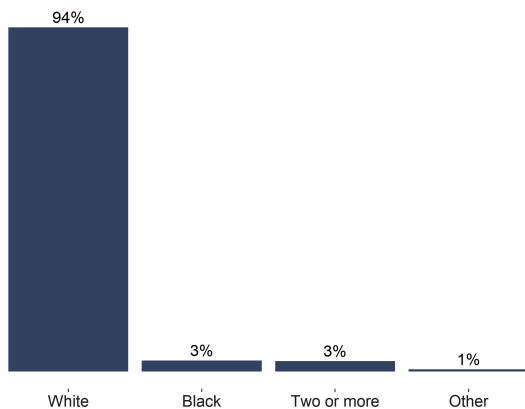
The GPRA Survey collects data on individuals receiving SOR-funded Opioid Use Disorder (OUD) treatment services. This document summarizes the data collected through intake, follow-up, and discharge GPRA surveys.

**639**  
Intake GPRA Surveys completed from June 2019 to Sept. 2020

Participants were asked demographic questions (gender, race, ethnicity, age) and questions about military history, educational level, and employment status during the intake GPRA. Participants may have selected more than one race, therefore percentages may sum to more than 100%.

**53% of participants are female, 94% reported being White, and 2% reported their ethnicity as Hispanic/Latino.**

Participants predominantly identified as **White (94%)**.



**Average age: 37 years**

Participants ranged in age from 18 to 63 years.

**93% of participants reported their sexual orientation as straight.**

Sexual Orientation	Percentage of Participants
Straight	93%
Bisexual	3%
Gay/Lesbian	3%
Other	1%

## Of the participants ...



**98%** reported **never serving** in the military



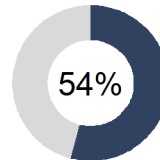
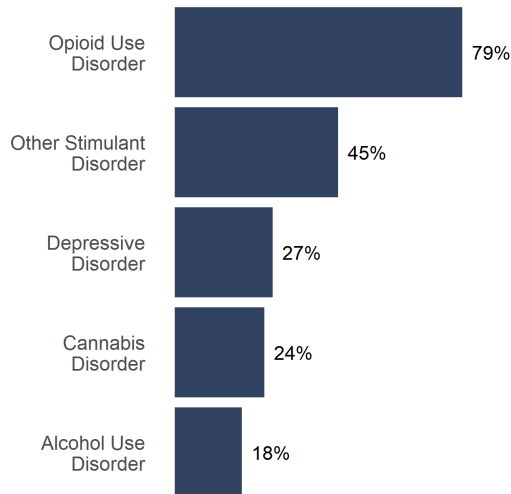
**77%** have a **high school diploma or higher** education



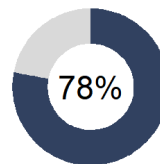
**65%** reported being **unemployed**

# Substance Use History and Diagnosis

The GPRA collects information on participants' Diagnostic and Statistical Manual (DSM)-5 substance use and behavioral health diagnoses. Below are the percentage of participants with each diagnosis. Participants may have more than one diagnosis, therefore percentages may sum to more than 100%.



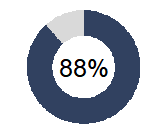
Have a diagnosis of moderate or severe Opioid Use Disorder.



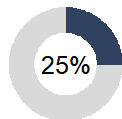
Screened positive for a co-occurring MH/SU disorder (of those who were screened).

**88% of participants reported using cigarettes in the past 30 days while 44% reported using at least one illegal drug in the past 30 days.** Participants may have used more than one substance, so the sum of percentages may be greater than 100%. Opioid use reported here includes misuse or illicit use only; it does not include appropriate use of prescribed opioid medications.

**Among all participants, in the past 30 days...**

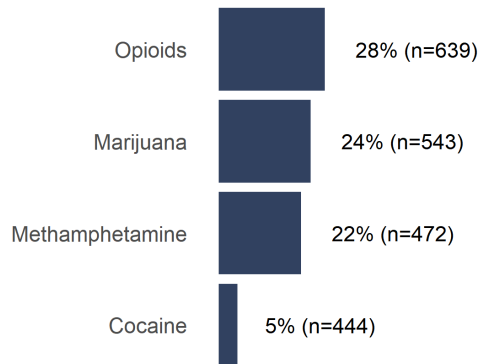


Used cigarettes



Used alcohol

**Percent of participants who used these substances in the past 30 days:** (n=number of respondents for each substance)



# Factors Affecting Treatment

SOR funds are increasing the availability of Medication Assisted Treatment (MAT) and opioid treatment services across the commonwealth. In addition to increasing availability of treatment, it is important to address factors impacting individual capacity to access and engage in treatment, such as unstable housing and lack of access to reliable transportation, by providing wraparound treatment services.

**45% of participants are either homeless or do not have stable housing, which can play a significant role in treatment adherence and outcomes.**



## Housing

**45% are either homeless or have unstable housing.**



## Transportation

42% have a valid driver's license and **95% have reliable transportation.**



## Peer Support

**41% are working with a peer recovery specialist.**

## Mental Health and Trauma

Substance use and mental health challenges are often connected to personal history and trauma. **69% of the participants have experienced trauma or mental health concerns**, underscoring the need for treatment that addresses participants' substance use and mental health histories concurrently.

## Quality of Life

Throughout the GPRA, participants are asked to rate their satisfaction with several aspects of their life. Together, these items are a representation of participants' perceived quality of life. Participants rated their satisfaction from 1 (very dissatisfied) to 5 (very satisfied). **Average satisfaction scores ranged from 3.5 to 3.82 out of 5.**

Aspect of Life	Average Satisfaction (Out of 5)
Conditions of living place	3.76
Health	3.5
Ability to perform daily activities	3.7
Yourself	3.54
Personal relationships	3.82